


Fletcher's Four Seasons series

Fletcher and the Summer Show



Author: Julia Rawlinson
Illustrator: Tiphonie Beeke
Age: 3-5
Format: Hardback
Content: 1229 words
Language: English
Size: 200 x 250mm
Publication date: May 2020
Price: £12.99

Author and illustrator's websites:
www.juliarawlinson.com
www.tiphoniebeeke.com

Front cover

Discussion

Introduce the author – what does an author do?

He or she writes stories.

What does an illustrator mean?

He or she draws pictures.

What pictures do you enjoy drawing?

How many frogs can you see on the cover?

What is Fletcher wearing?

This is Fletcher's Summertime story – what do we do in the Summer?

Activities

Create summer bunting with different patterns on it – spotty, stripy, flowery, zig-zags etc

Talk about colours and feelings – what colour would best show sad? Angry? Happy? Excited?



Inside spread

Discussion

What can you see inside the cover?

Shall we count the bluebirds?

How many were there?

What else can you see?

Are there any fruit?

Who likes to eat strawberries?

Activities

Collect and press some wild flowers.

Laminate and create a mobile – add their names underneath.

Listen to *Summer* from Vivaldi's Four Seasons.



Pages 4 & 5

Discussion

What sort of day is it?


How do you know?

How many birds can you spot?

Has Fletcher got his cart / trolley this time?

Activities

Create a summer sounds game of recorded sounds for the children to draw the sound.



Pages 6 & 7

Discussion

Who is hiding behind the fern leaves?


Oh dear, what is wrong with little rabbit?

What sound do the frogs make?

Can you sing like the birds?

Activities

Create leaf prints for bookmarks, cards or wrapping paper to sell in the Summer fete.



Pages 8 & 9

Discussion

What was the noise the birds were making?

Can you see the birds – how many are there?

Why are Fletcher and rabbit holding hands do you think?

Activities

Create an obstacle course – the children have to go around it in pairs first one behind the other then holding hands.



Pages 10 & 11

Discussion

The frogs tried to teach rabbit to do what?

Let's see if we can croak like frogs – puff out your throat and cheeks and make a croaky sound.

How was rabbit feeling now?

Activities

Make lilly pad number cards for sorting, ordering, matching objects.



Pages 12 & 13

Discussion

Where are Fletcher & rabbit now?

Can you see the crickets?

How do they make their sounds?

What have Fletcher and rabbit made – they are wearing them?

Meadow is another word for field.

Activities

Use instruments to create an insect band.

Listen to insect sounds on video clips and try to recreate them or play along to the 'Ugly bug ball'.



Pages 14 & 15

Discussion

Where did Fletcher and rabbit lay down?

Why did they choose to sit there?

Were they comfortable do you think?

How was Fletcher feeling?

How do you know?

Activities

Painting pairs – create a summery background and add flowers, crickets, butterflies & birds.



Pages 16 & 17

Discussion

How was Fletcher feeling when he woke up?

What did he decide to do?

Who has been to see a show?

What did you see?

Activities

Create a feelings fan each.

When they discuss how they are feeling they can choose the correct face/colour.



Pages 18 & 19

Discussion

Everyone was busy preparing for the show-

What did the mice do?

Can you see the flowers?

There are daisies, foxgloves and honeysuckle.

Activities

Create a stage area indoors or outdoors for the children to perform. Add a box or basket of bits of materials and props.



Pages 20 & 21

Discussion

Who came to see the show?

What do we call the people watching the show? The audience.

Can you name all the animals?

How did the mice climb up into the tree?

Activities

A competition to make a summer hat or bonnet and have a parade in school or in the local community.



Pages 22 & 23


Discussion

What did rabbit perform at the show?

Can you jump and hop like rabbit?

Activities

Experiment outdoors who can jump the furthest like rabbit.



Pages 24 & 25

Discussion

What do you think rabbit & the frogs are doing?

The squirrel is juggling – can you juggle?

Fletcher was worried – why?

Activities

Juggle with scarves.

Create shadow pictures of animals and plants.



Pages 26 & 27

Discussion

- What can you see in the sky?
- What time of day is it now?
- Where are the animals performing?
- Have you been on a stage?
- How did you feel?

Activities

- Look at paintings of night time scenes eg *Starry Night* Van Gough
- Investigate which animals are nocturnal.



Back cover

Discussion

- Read the blurb.
- What is a blurb?
- What else is on the back cover?
- Who are GRAFFEG?

Activities

- Find other books by GRAFFEG and create a display.

FLETCHER SERIES:

Fletcher and the Springtime Blossom

ISBN 9781913134624

Fletcher and the Summer Show

ISBN 9781913134631

Fletcher and the Falling Leaves

ISBN 9781913134648

Fletcher and the Snowflake Christmas

ISBN 9781913134655

Fletcher and the Caterpillar **Pub 23 March 2021**

ISBN 9781913733933

Fletcher and the Rainbow **Pub 26 August 2021**

ISBN 9781914079245

Fletcher and the Rockpool **Pub 9 June 2022**

ISBN 9781914079320

Fletcher and the Stars **Pub 6 October 2022**

ISBN 9781914079337

These notes may contain links to third party websites. Graffeg does not endorse such website(s) or their contents and is not responsible for such contents and makes no representations or warranties regarding the contents, accuracy or functionality of such website(s).